

ORDER FORM

Metatarsal Pads

MES	Extra Small 3/16"	_____ pr.
MS	Small 1/4"	_____ pr.
MM	Medium 5/16"	_____ pr.
ML	Large 3/8"	_____ pr.

1-11 pairs = \$5.00/pr.

12+ pairs = \$4.50/pr.



Internet Promo Code:
PROF10

Longitudinal Metatarsal Arch Pads

LMES	Extra Small 5/16"	_____ pr.
LMS	Small 3/8"	_____ pr.
LMM	Medium 7/16"	_____ pr.
LML	Large 1/2"	_____ pr.
LMEL	Extra Large 9/16"	_____ pr.

1-11 pairs = \$5.50/pr.

12+ pairs = \$5.00/pr.

Longitudinal Metatarsal Arch Pads- Extra Wide (E-EEE)

LMSEW	Small 3/8"	_____ pr.
LMMEW	Medium 7/16"	_____ pr.
LMLEW	Large 1/2"	_____ pr.

Neuroma Pads

NEU	1 Size 1/4"	_____ pr.
-----	-------------	-----------

1-11 pairs = \$4.50/pr.

12+ pairs = \$4.00/pr.

CUSTOMER NO.: _____ ORDERED BY: _____

CUSTOMER NAME: _____

SHIP TO ADDRESS: _____

PO#: _____

PHONE: _____ CITY: _____

BILL TO ADDRESS: _____ STATE: _____ ZIP: _____

CITY: _____

STATE: _____ ZIP: _____

Please bill me _____ Terms Net 30 Days.

Please charge

Card #: _____

SHIPPING
Orders normally ship within 24 hours of receipt from Bethel Park, PA.


Sale Amount:	Shipping Charges:
Up to \$100.00	\$5.00
\$101.00 to \$200.00	\$6.00
\$201.00 to \$500.00	\$7.00
\$501.00 & over	FREE

Applies to Continental USA.
Additional UPS charges apply for Next Day Air, 2nd Day Air and 3 Day Select.

Free Shipping for credit card orders over \$20.00

Expiration Date: _____

Hapad®, Inc. 100% Wool Felt Foot Care Products



Basic Shoe Padding Procedures & Customer Order Form from Hapad®, Inc.

*Common Sense Solutions For Common
Foot Disorders*

Tel: 800-544-2723

Fax: 800-232-9427

www.hapad.com

ABC's For Implementing Hapad Shoe Padding Procedures in Your Office

Stock These 3 Items To Handle Most of Your Patients Common, Painful, Foot Complaints



A Metatarsal Pads

Metatarsal Pads are the most versatile of these modalities because they can be used in almost every style shoe including high heels and flip flops.





Simple Sizing tips:

*5/16" (medium) fits most womens shoe sizes 7 and over and most mens shoes.

*1/4" (small) fits womens shoes under size 7 and womens shoes where the 4th metatarsal head area is the target.

*3/16" (extra small) metatarsal pads are like "bullets" and can be used to customize orthoses, Birkenstock® sandals, clogs and slides where very small correction is adequate.

BASIC FITTING INSTRUCTIONS



Locate the painful callous or sore spot under the foot with lipstick or a marker, and transfer spot to the shoe.

The Metatarsal pad is positioned just proximal to mark, behind the metatarsal heads.

* As referenced in "C" below.

B Longitudinal Metatarsal Arch Pads



Longitudinal Metatarsal Arch Pads are the original Hapad®. Patented design is a combination arch and metatarsal support.

Simple Sizing tips:

*5/16" (extra small) fits most womens shoes 6 and under.

*3/8" (small) fits most womens shoes up to size 10½.

*7/16" (medium) fits most common size mens shoes.

*1/2" & 9/16" (large & extra large) fits larger mens sizes 11 ½ or greater and heavier patients.

The Longitudinal Metatarsal Arch Pads are the easiest of all pads to fit. These pads will address pes planus and some complaints described in the metatarsal instruction. At the widest part of the shoe, position the pad with the anterior portion proximal to the metatarsal heads. Fold part of the label to reveal 1/3 of the adhesive and tack in the shoe. Allow the patient to step into the shoe to test for pain relief. Make 1/8" incremental adjustments forward or back until patient gets maximum pain relief.



C Neuroma Pads

Neuroma Pads are a smaller more specific pad. When you have tried the Metatarsal Pads and the Longitudinal Metatarsal Arch Pads and the neuroma is still a problem, the Neuroma Pad can be effective when fit between the 3rd and 4th metatarsal web space, directly under the nerve. When perfectly placed, the Neuroma Pad reduces pinching pressure on the nerve.

Express Fitting Ideas

1. Estimate the widest part of the shoe. Often you can see the wear pattern either in the shoe or under the outer sole.
2. Fold label to expose about 1/3 of the adhesive. Place a pad proximal to this indicator, very close to the metatarsal heads.
 - a. For a foot with a bunion, a 5/16" metatarsal pad proximal to the 2nd and 3rd metatarsal heads, should provide immediate relief when indicated.
 - b. For neuroma complaint, position pad just proximal to 3rd & 4th metatarsal heads.
 - c. For Metatarsalgia position pad near lipstick mark or wear mark on shoe if evident.*
 - d. For a patient with a hammer toe, position the pad proximal to the metatarsal head of the affected toe.

In each case the patients will confirm your diagnosis. When indicated you can expect patients feedback of 4-6 points or more of pain relief on a 10 point scale.